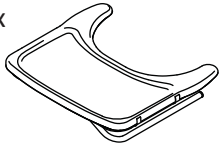



SP1586424  
SP1586425

1 x



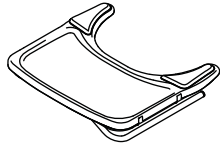
1 x




Invacare Rea® Azalea  
Invacare Rea® Dahlia

SP1584394  
SP1584395

1 x



1 x



3 mm



PH2



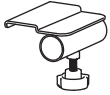
T20



T25

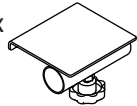
1449218

1 x



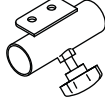
1531131

1 x

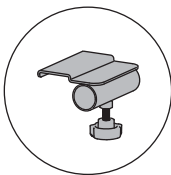


1449839

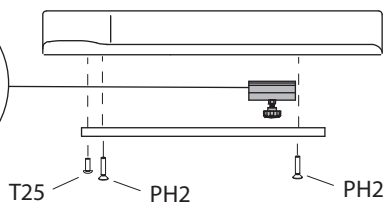
1 x



1.



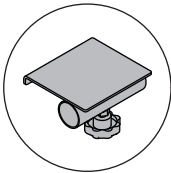
16"



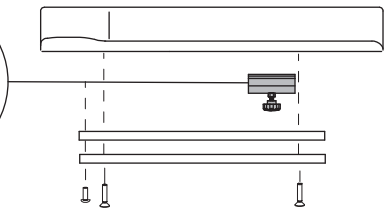
T25

PH2

PH2



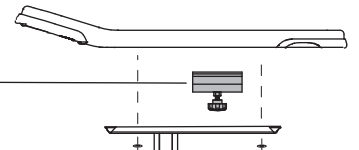
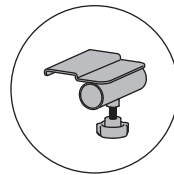
20 - 26"



T25

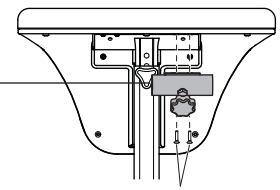
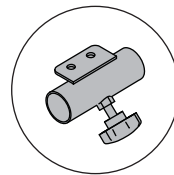
PH2

PH2



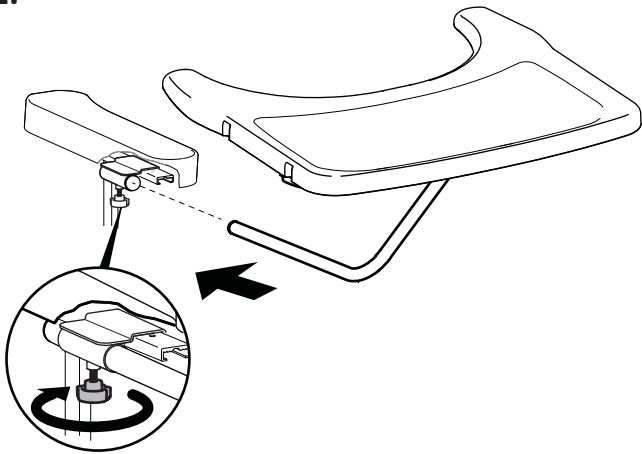
3 mm

3 mm

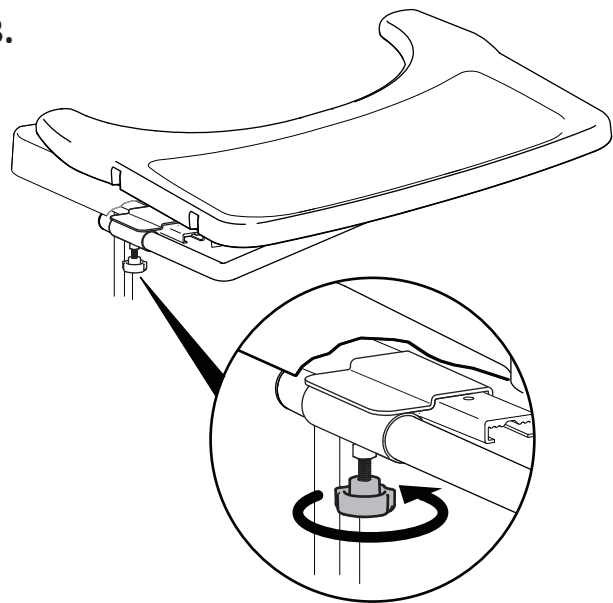


T20

2.



3.



Invacare Rea AB  
Växjövägen 303  
SE-343 71 Diö  
Sweden

