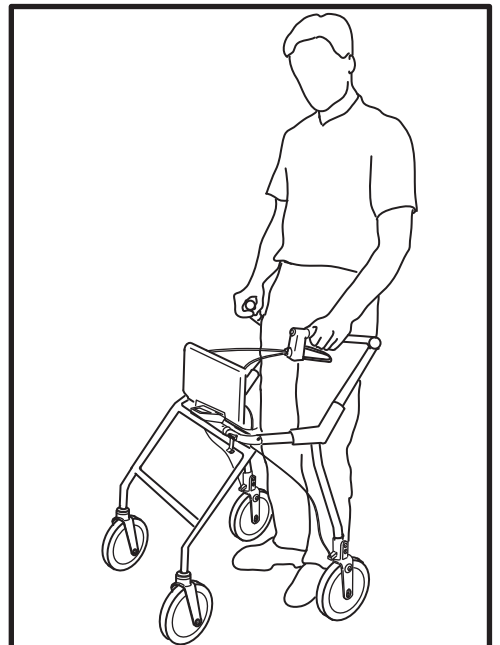
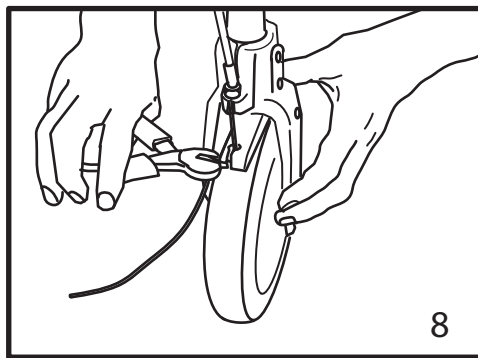
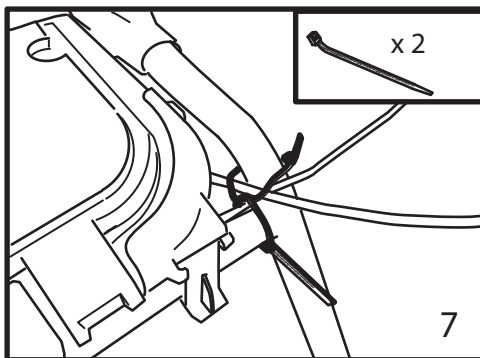
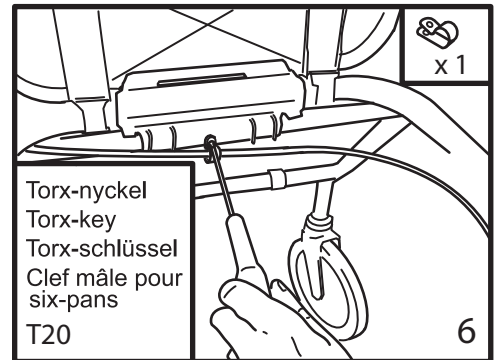
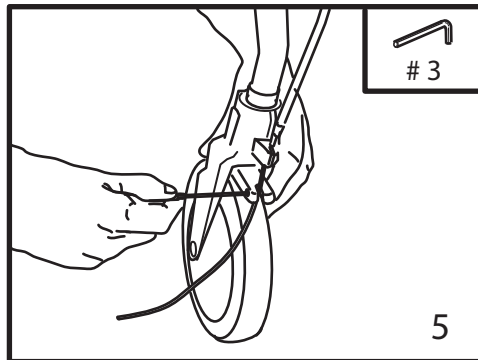
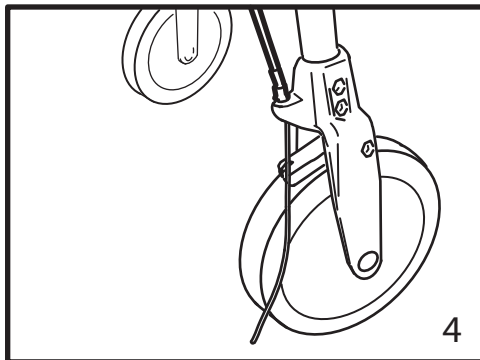
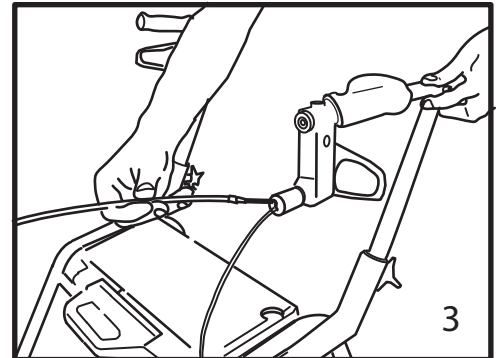
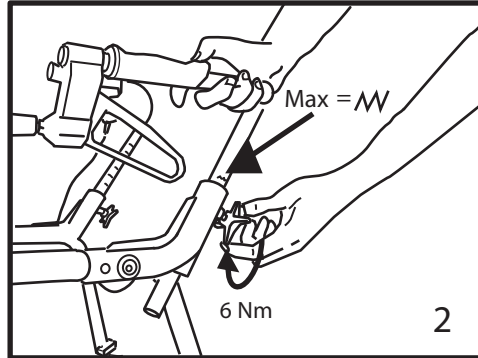
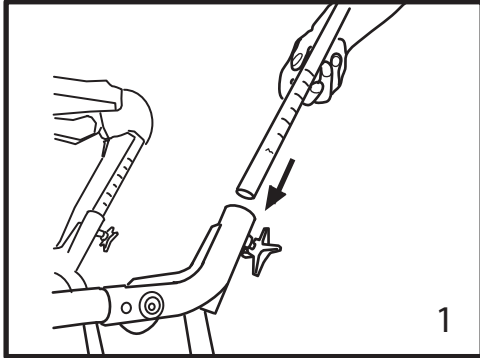


Monteringsanvisning
 Montageanleitung

Assembly instruction
 Instructions de montage



Art no 60140

Vid stor belastning på HP-handtaget kan höjjusteringsratten ersättas med en insexskruv (art no 60140) för att få ett större åtdragningsmoment.

By heavier load on the HP-handle, we recommend replacement of the height adjustment knob with an Allen screw to gain better torque.

Bei starker Belastung des HP-Handgriffs empfehlen wir, die Sterngriffschraube gegen eine Inbusschraube (Bestell-Nr. 60140) auszutauschen, um das Drehmoment zu verbessern.

En cas de forte sollicitation de la poignée pour hémiplegique, le volant de réglage de la hauteur peut être remplacé par une vis à six pans creux (no art 60140) pour augmenter le couple de serrage.